


pFlow

Ultrasonic Wall-Mount Series



Clamp-on Ultrasonic Flow Meter D116



Gentos Measurement & Control Co., Ltd.

ABOUT D116

FEATURES AND CASES



D116 Series Ultrasonic Flowmeter is a state-of-the-art universal transit-time flowmeter designed using FPGA chip and low-voltage broadband pulse transmission.

Comparing with other traditional flowmeter or ultrasonic flowmeter, it has distinctive features such as high precision, high reliability, high capability and low cost, the flowmeter features other advantages:

- TCT technology designed.
- Less hardware components, low voltage broadband pulse transmission, low consumption power.
- Clear, user-friendly menu selections make flowmeter simple and convenient to use.
- Daily, monthly and yearly totalized flow Parallel operation of positive, negative and net flow totalizes with scale factor (span) and 7 digit display, while the output of totalize pulse and frequency output are transmitted via relay and open collector.



ABOUT D116 SPECIFICATION





PERFORMANCE SPECIFICATIONS

| | |
|---------------|--|
| Flow range | $\pm 0.03\text{ft/s} \sim \pm 16\text{ft/s}$ ($\pm 0.01\text{m/s} \sim \pm 5\text{m/s}$) |
| Accuracy | $\pm 1.0\%$ of measured value |
| Pipe size | Clamp-on: 1"~48" (25mm~1200mm) |
| Fluid | Water. |
| Pipe material | Carbon steel, stainless steel, PVC, Iron, copper, etc |

FUNCTION SPECIFICATIONS


| | |
|-------------------------|--|
| Outputs | OCT Pulse output: 0~5000Hz. Relay output. Analog output: 4~20mA, max load 750Ω. |
| Communication interface | RS485 MODBUS |
| Power supply | 10~36VDC/1A |
| Keypad | 16(4×4)key with tactile action |
| Display | 20×2 lattice alphanumeric, back lit LCD. |
| Temperature | Transmitter: 14°F~122°F (-10°C~50°C) Transducer: 32°F~176°F (0°C~80°C) |
| Humidity | Up to 99% RH, non-condensing |

PHYSICAL SPECIFICATIONS

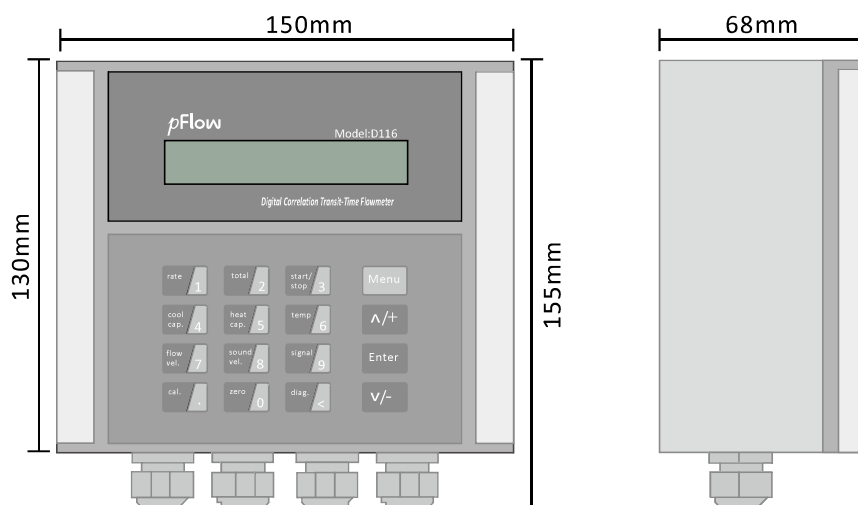
| | | | |
|---|---|--|---|
| Transmitter | PC/ABS, IP65. | | |
| Transducer | Encapsulated design, IP68. | | |
| Transducer cable | Standard cable length: 30ft (9m). | | |
| Weight | Transmitter: approximately 0.7kg; Transducer: approximately 0.4kg | | |
|  |  |  |  |
| Transmitter | Transducer | Pipe strips | Coupling compound |

ABOUT D116 INTERFACE AND SIZE

WIRING DIAGRAM

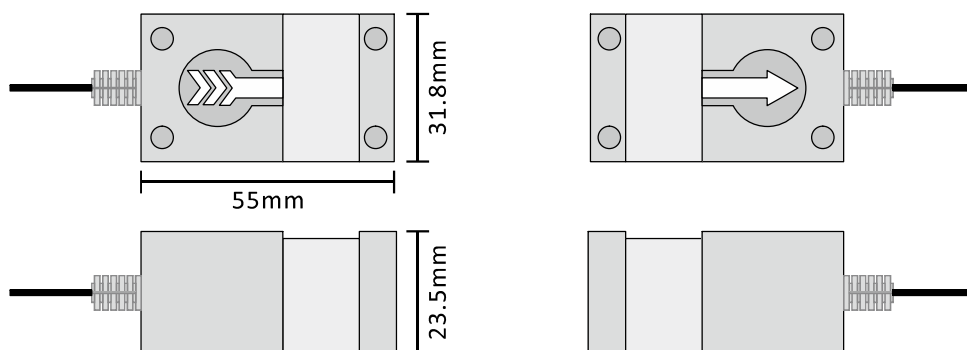


TRANSMITTER DIMENSIONS



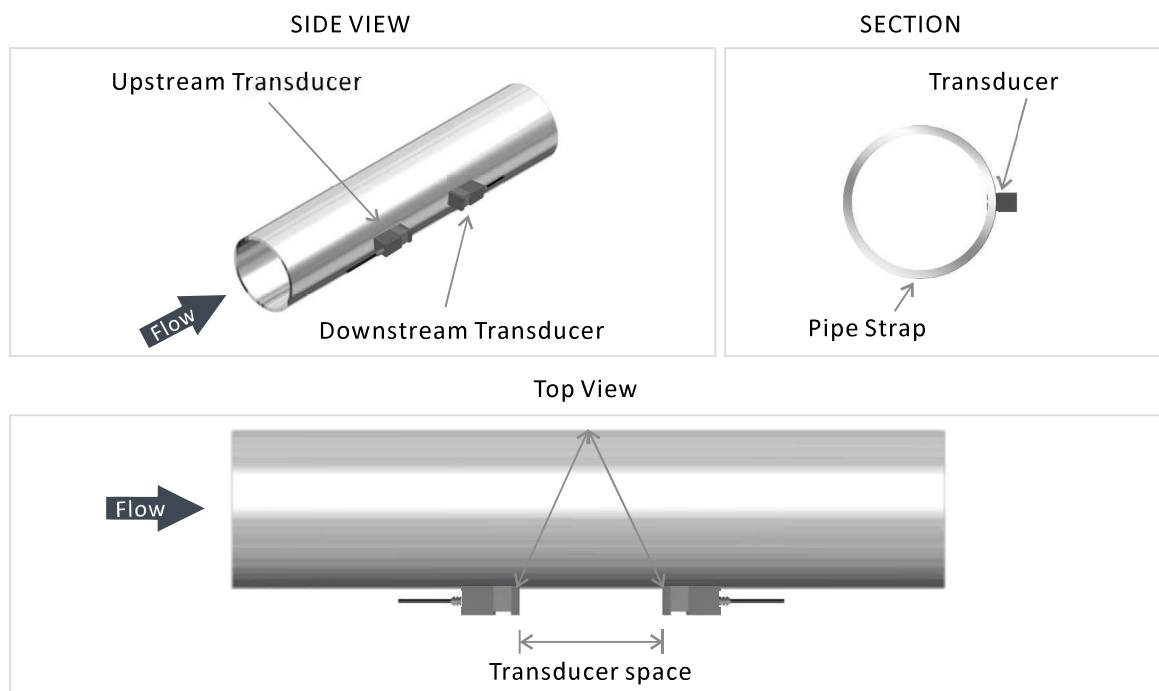
TRANSDUCER

Upstream Transducer

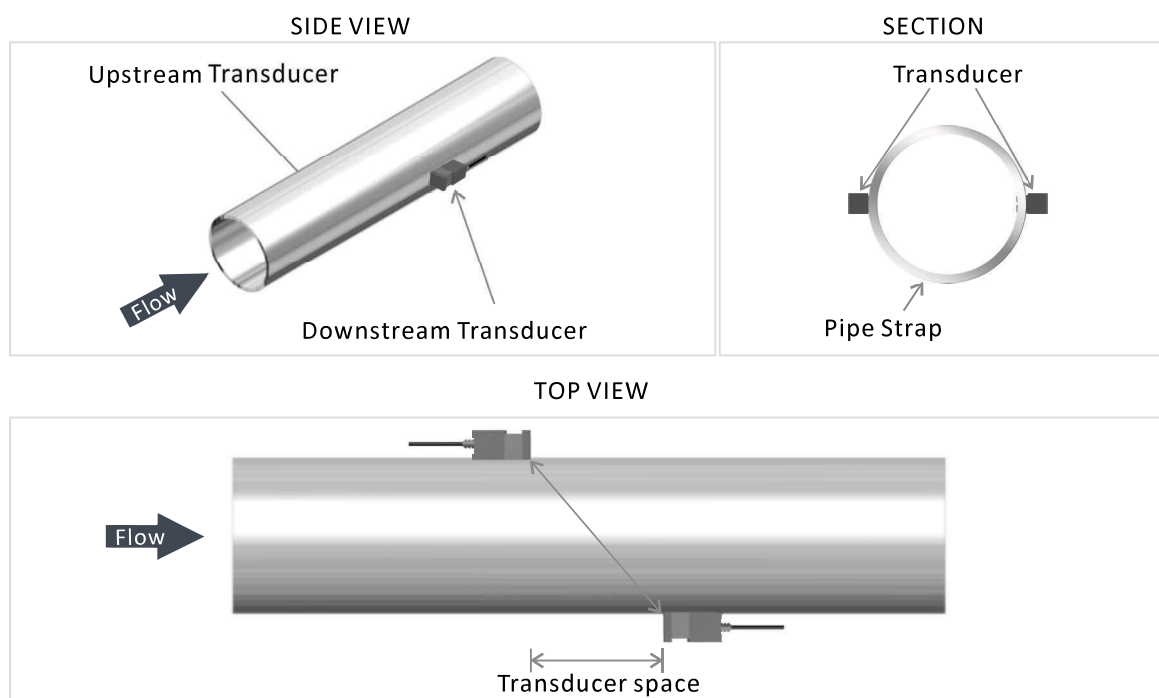


ABOUT D116 TRANSDUCER INSTALLATION METHODS

V METHOD MEASURING PIPE SIZE : 25MM-400MM



Z METHOD MEASURING PIPE SIZE: 100MM-3000MM



ABOUT D116 INSTALLATION SITE SELECTION

When selecting a measurement site, it is important to select an area where the fluid flow profile is fully developed to guarantee a highly accurate measurement. Use the following guidelines to select a proper installation site:

Choose a section of pipe that is always full of liquid, such as a vertical pipe with flow in the upward direction or a full horizontal pipe.

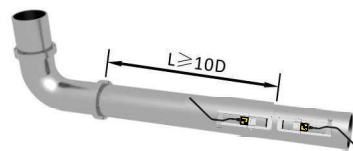
Ensure enough straight pipe length at least equal to the figure shown below for the upstream and downstream transducers installation.

Ensure that the pipe surface temperature at the measuring point is within the transducer temperature limits.

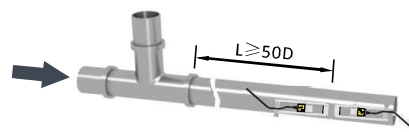
Consider the inside condition of the pipe carefully. If possible, select a section of pipe where the inside is free of excessive corrosion or scaling.

STRAIGHT LENGTH OF UPSTREAM PIPING

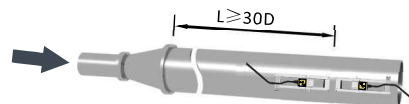
90° Bend



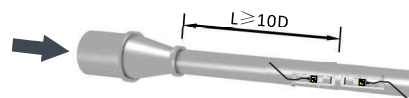
Tee



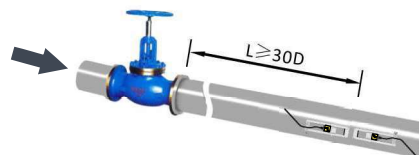
Diffuser



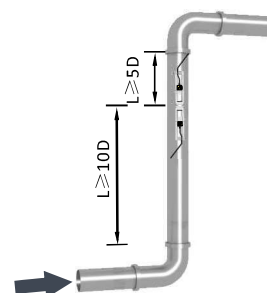
Reduce



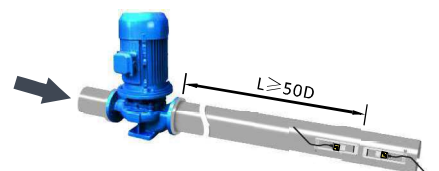
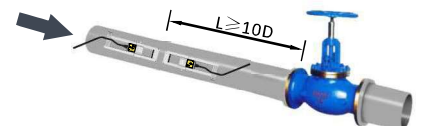
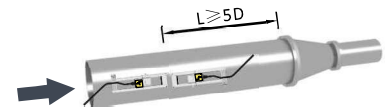
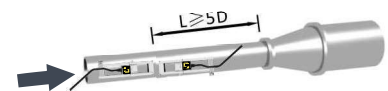
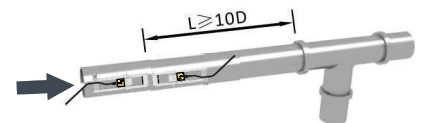
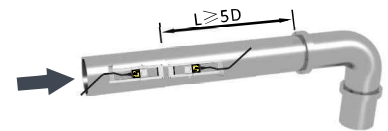
Valve



Vertical



STRAIGHT LENGTH OF DOWNSTREAM PIPING



ABOUT D116

ORDERING INFORMATION

MODEL

DESCRIPTION

| | |
|------|---|
| D116 | <p>Digital Correlation Transit Time Flowmeter</p> <p>Installation method: wall mount</p> <p>Transmitter:</p> <p>Flow Range: $\pm 0.03\text{ft/s} \sim \pm 16\text{ft/s}$ ($\pm 0.01\text{m/s} \sim \pm 5\text{m/s}$)</p> <p>Accuracy: $\pm 1.0\%$ of measured value</p> <p>Repeatability: 0.3%</p> <p>Pipe Size Range: 1"~48" (25mm ~ 1200mm)</p> <p>Keyboard: 16 (4×4) touch keys</p> <p>Display: 20×2, alphanumeric, backlit LCD</p> <p>Power supply: 10-36V DC@1Amax</p> <p>Transmitter enclosure: IP65, ABS/PC enclosure</p> <p>Output: OCT pulse output 0-10KHz, Relay output, 4-20mA optional</p> <p>Communication: RS232/485, Modbus Protocol</p> |
|------|---|

CODE

OUTPUT

| | |
|---|---|
| 3 | OCT output, Relay output, RS232, 4-20mA output |
| 4 | OCT output, Relay output, RS485, 4-20mA output |
| 7 | OCT output, Relay output, RS232, 4-20mA output, RTD input |
| 8 | OCT output, Relay output, RS485, 4-20mA output, RTD input |

CODE

TRANSMITTER ENCLOSURE AREA CLASSIFICATION

| | |
|-------|--|
| CP037 | Clamp on transducer, Operating temperature: 32°F ~ +140°F (0°C ~ +60°C) |
| W211 | Insertion transducer, Operating temperature: -40°F ~ +176°F (-40°C ~ +80°C) |

CODE

TRANSDUCER CABLE LENGTH

| | |
|-----|---|
| 030 | Standard 30ft (9m) |
| xxx | Maximum lengthen to 305m (1000ft), per 5m is a lengthen unit. |

CODE

TYPE OF TEMPERATURE SENSOR

| | |
|--------|--|
| PT1000 | Pt1000 Temperature sensor (0°C ~ +100°C) |
|--------|--|

Standard Model: D116-4-CP037-030

Description: standard flowmeter with Clamp-on transducers CP037, OCT pulse/ Relay/4-20mA/ RS485, 9m cable.